


**BENDIXEN  
& AMANDI**  
INTERNATIONAL

Research | Strategies | Media



**Future  
MAJORITY**

# SURVEY OF HISPANIC LIKELY 2022 GENERAL ELECTION VOTERS IN MIAMI-DADE COUNTY

# METHODOLOGY

<b>Sample Size</b>	600 completed interviews with Hispanic registered voters likely to vote in the 2022 general election
<b>Dates of Interview</b>	April 5 <sup>th</sup> – April 11 <sup>th</sup> ,2022
<b>Languages of Interview</b>	English, Spanish
<b>Margin of Error</b>	+/- 4.0 percentage points

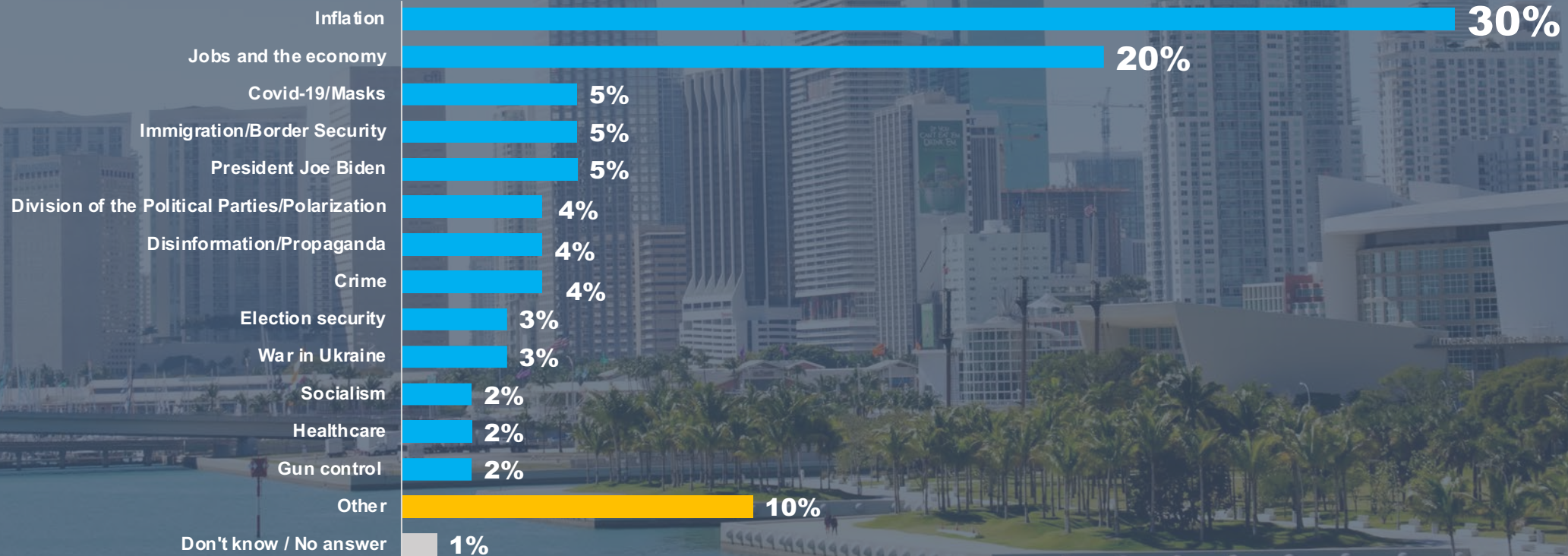


The background image shows a city skyline with several tall buildings, including one with the word 'JOHNNY' visible. In the foreground, there is a waterfront park with a row of palm trees and a concrete walkway with spherical bollards. The water is a light blue-green color. A large blue rectangular overlay covers the middle portion of the image, containing the text.

# MOST/LEAST IMPORTANT ISSUE

# In your opinion what is the most important problem or issue currently facing the United States?

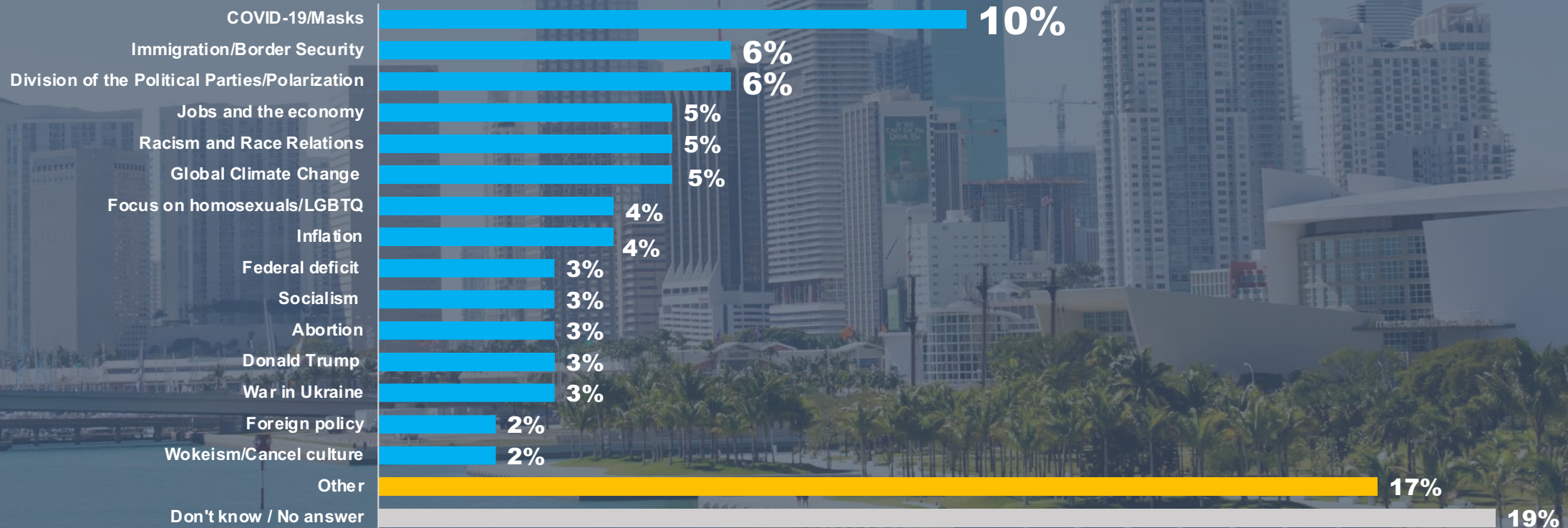
**ASKED OPEN-ENDED**





# In your opinion what is the single issue that politicians and political campaigns frequently talk about that you have no interest in and wish they would just stop talking about it?

**ASKED OPEN-ENDED**



# Would you say your income is – going up faster than the cost of living, staying about even with the cost of living, falling behind the cost of living?

**65%**

**17%**

**13%**

**3%**

**2%**

Falling behind the cost of living

Staying about even with the cost of living

Going up faster than the cost of living

Not sure

Don't know/no answer



The background image shows a city skyline with several tall skyscrapers under a clear blue sky. In the foreground, there is a waterfront park with a row of palm trees and a concrete walkway with spherical bollards. The water is a light blue-green color. A semi-transparent blue rectangle is overlaid on the image, containing the text.

# HISTORICAL ELECTION RESULTS

# 2008 Presidential Election

## COUNTY-WIDE HISPANIC RESULTS (MIAMI-DADE)

50%

50%

Barack Obama

John McCain

## STATE-WIDE RESULTS (FLORIDA)

Obama +3

51%

48%

Barack Obama

John McCain



# 2012 Presidential Election

## COUNTY-WIDE HISPANIC RESULTS (MIAMI-DADE)

Obama +1

50%

49%

Barack Obama

Mitt Romney

## STATE-WIDE RESULTS (FLORIDA)

Obama +1

50%

49%

Barack Obama

Mitt Romney

# 2014 Gubernatorial Election

## COUNTY-WIDE HISPANIC RESULTS (MIAMI-DADE)

Crist +9

53%

Charlie Crist

44%

Rick Scott

## STATE-WIDE RESULTS (FLORIDA)

Scott +1

48%

Rick Scott

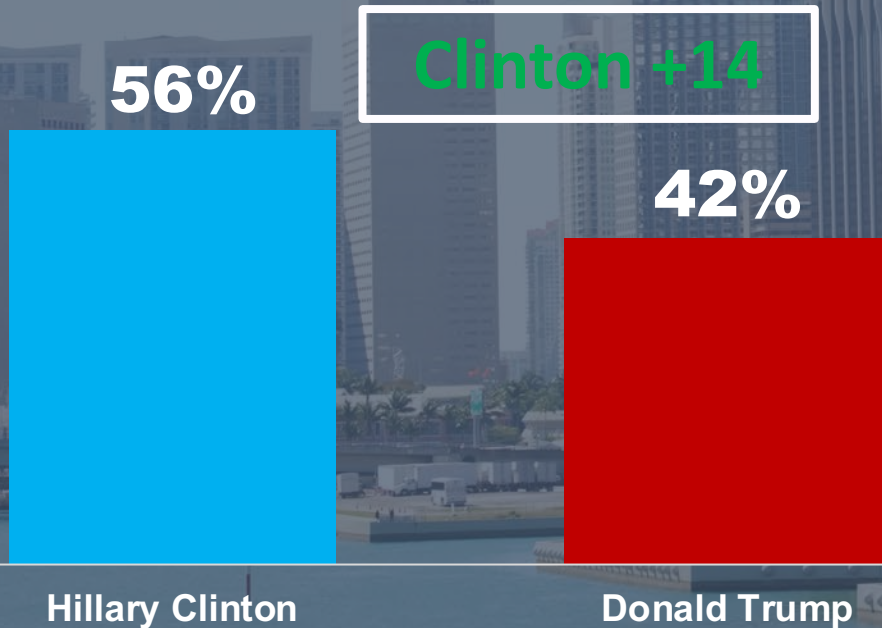
47%

Charlie Crist



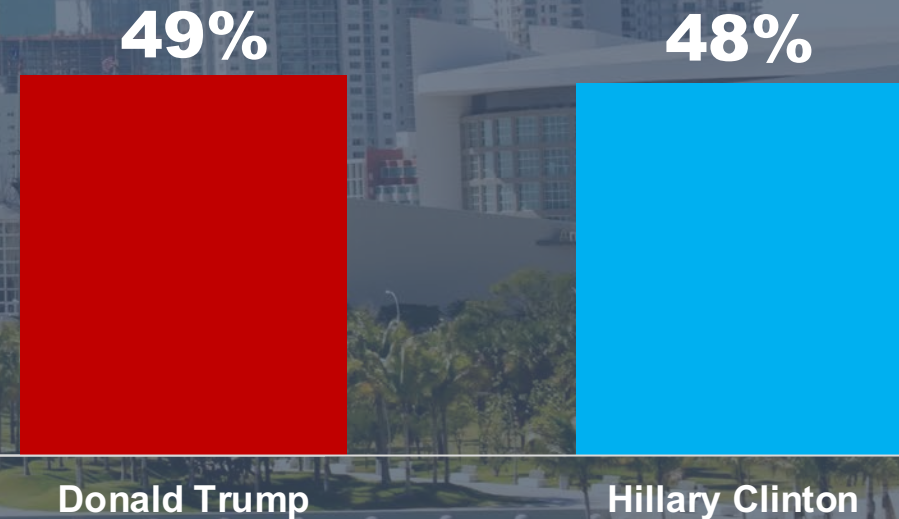
# 2016 Presidential Election

COUNTY-WIDE HISPANIC RESULTS (MIAMI-DADE)



STATE-WIDE RESULTS (FLORIDA)

Trump +1



# 2018 Gubernatorial Election

## COUNTY-WIDE HISPANIC RESULTS (MIAMI-DADE)

Gillum +6

52%

46%

Andrew Gillum

Ron DeSantis

## STATE-WIDE RESULTS (FLORIDA)

DeSantis +1

50%

49%

Ron DeSantis

Andrew Gillum



# 2020 Presidential Election

## COUNTY-WIDE HISPANIC RESULTS (MIAMI-DADE)

Trump +6

53%

47%

Donald Trump

Joe Biden

## STATE-WIDE RESULTS (FLORIDA)

Trump +3

51%

48%

Donald Trump

Joe Biden



# IMAGE RATINGS





# The Republican Party

Very / Somewhat Favorable

35%

25%

60%

Somewhat / Very Unfavorable

12%

23%

35%

Do not recognize / No answer

5%



***BY LANGUAGE***

	English	Spanish
Favorable	50%	<b>73%</b>
Unfavorable	45%	19%
Do not recognize/No answer	5%	8%





# The Republican Party

**By AGE**

	18-29	30-49	50-64	65+
Favorable	41%	53%	63%	79%
Unfavorable	36%	37%	33%	17%
Do not recognize/ No answer	3%	10%	4%	4%



# The Republican Party

*By MIAMI-DADE REGION*

	<b>NW Miami-Dade</b>	<b>NE Miami-Dade</b>	<b>South Miami-Dade</b>
Favorable	<b>64%</b>	<b>53%</b>	<b>60%</b>
Unfavorable	<b>28%</b>	<b>40%</b>	<b>35%</b>
Do not recognize/ No answer	<b>8%</b>	<b>7%</b>	<b>5%</b>





# The Republican Party

**By ETHNICITY**

	Cuban	Non-Cuban
Favorable	71%	46%
Unfavorable	23%	48%
Do not recognize/No answer	6%	7%



# The Republican Party

**BY COUNTRY-BORN**

	US-Born	Foreign-Born
Favorable	41%	67%
Unfavorable	53%	27%
Do not recognize/No answer	6%	6%





# The Republican Party

*BY PARTY*

	Democrat	Republican	Independent
Favorable	23%	94%	32%
Unfavorable	74%	3%	54%
Do not recognize/ No answer	3%	3%	14%



# US Senator Marco Rubio

Very / Somewhat Favorable

32%

25%

**57%**

Somewhat / Very Unfavorable

15%

20%

**35%**

Do not recognize

2%

No answer

6%





# US Senator Marco Rubio

***By LANGUAGE***

	English	Spanish
Favorable	46%	73%
Unfavorable	47%	19%
Do not recognize/No answer	7%	8%



# US Senator Marco Rubio

**By ETHNICITY**

	Cuban	Non-Cuban
Favorable	70%	43%
Unfavorable	26%	46%
Do not recognize/No answer	4%	11%





# US Senator Marco Rubio

***BY COUNTRY-BORN***

	US-Born	Foreign-Born
Favorable	32%	<b>68%</b>
Unfavorable	<b>59%</b>	27%
Do not recognize/No answer	9%	6%



# US Senator Marco Rubio

***By PARTY***

	Democrat	Republican	Independent
Favorable	12%	87%	37%
Unfavorable	79%	11%	50%
Do not recognize/ No answer	9%	2%	13%





# US Senator Rick Scott

Very / Somewhat Favorable

22%

26%

48%

Somewhat / Very Unfavorable

12%

22%

34%

Do not recognize

12%

No answer

6%



# US Senator Rick Scott

***By LANGUAGE***

	English	Spanish
Favorable	42%	56%
Unfavorable	41%	20%
Do not recognize/No answer	17%	24%





# US Senator Rick Scott

**By ETHNICITY**

	Cuban	Non-Cuban
Favorable	59%	34%
Unfavorable	25%	43%
Do not recognize/No answer	16%	23%



# US Senator Rick Scott

***BY COUNTRY-BORN***

	US-Born	Foreign-Born
Favorable	32%	<b>54%</b>
Unfavorable	<b>56%</b>	24%
Do not recognize/No answer	12%	22%





# US Senator Rick Scott

*BY PARTY*

	Democrat	Republican	Independent
Favorable	18%	73%	<b>40%</b>
Unfavorable	61%	14%	35%
Do not recognize/ No answer	21%	13%	25%



# Former President Donald Trump

Very / Somewhat Favorable

34%

17%

51%

Somewhat / Very Unfavorable

8%

38%

46%

Do not recognize

No answer

3%





# Former President Donald Trump

*BY LANGUAGE*

	English	Spanish
Favorable	49%	69%
Unfavorable	47%	28%
Do not recognize/No answer	4%	2%



# Former President Donald Trump

**By AGE**

	18-29	30-49	50-64	65+
Favorable	43%	53%	61%	71%
Unfavorable	54%	44%	36%	27%
Do not recognize/ No answer	3%	3%	3%	2%





# Former President Donald Trump

*BY MIAMI-DADE REGION*

	<b>NW Miami-Dade</b>	<b>NE Miami-Dade</b>	<b>South Miami-Dade</b>
Favorable	63%	53%	56%
Unfavorable	34%	43%	42%
Do not recognize/ No answer	3%	4%	2%



# Former President Donald Trump

**By ETHNICITY**

	Cuban	Non-Cuban
Favorable	68%	44%
Unfavorable	30%	51%
Do not recognize/No answer	2%	5%





# Former President Donald Trump

***BY COUNTRY-BORN***

	US-Born	Foreign-Born
Favorable	40%	64%
Unfavorable	58%	32%
Do not recognize/No answer	2%	4%



# Former President Donald Trump

*BY PARTY*

	Democrat	Republican	Independent
Favorable	16%	89%	<b>48%</b>
Unfavorable	83%	10%	44%
Do not recognize/ No answer	1%	1%	8%



# President Trump claims that the 2020 Presidential election was fraudulent and stolen. Do you agree or disagree with President Trump?

46%




Agree with President Trump

46%



Disagree with President Trump

8%



Don't know/no answer

# President Trump claims that the 2020 Presidential election was fraudulent and stolen. Do you agree or disagree with President Trump?

**BY GENDER**

	Male	Female
Agree with President Trump	51%	42%
Disagree with President Trump	42%	49%
Don't know/No answer	7%	9%



# President Trump claims that the 2020 Presidential election was fraudulent and stolen. Do you agree or disagree with President Trump?

**By LANGUAGE**

	English	Spanish
Agree with President Trump	40%	54%
Disagree with President Trump	53%	35%
Don't know/No answer	6%	11%

# President Trump claims that the 2020 Presidential election was fraudulent and stolen. Do you agree or disagree with President Trump?

**By AGE**

	18-29	30-49	50-64	65+
Agree with President Trump	33%	36%	51%	64%
Disagree with President Trump	62%	54%	40%	29%
Don't know/No answer	5%	10%	9%	7%



# President Trump claims that the 2020 Presidential election was fraudulent and stolen. Do you agree or disagree with President Trump?

**By ETHNICITY**

	Cuban	Non-Cuban
Agree with President Trump	58%	31%
Disagree with President Trump	34%	59%
Don't know/No answer	8%	9%

# President Trump claims that the 2020 Presidential election was fraudulent and stolen. Do you agree or disagree with President Trump?

**By PARTY**

	Democrat	Republican	Independent
Agree with President Trump	9%	77%	32%
Disagree with President Trump	85%	16%	56%
Don't know/No answer	6%	8%	11%





# The Democratic Party

Very / Somewhat Favorable

14%

23%

37%

Somewhat / Very Unfavorable

15%

43%

58%

Do not recognize / No answer

5%



# The Democratic Party

**BY LANGUAGE**

	English	Spanish
Favorable	40%	32%
Unfavorable	45%	<b>62%</b>
Do not recognize/No answer	5%	6%





# The Democratic Party

**By AGE**

	18-29	30-49	50-64	65+
Favorable	50%	42%	33%	23%
Unfavorable	42%	<b>51%</b>	<b>63%</b>	<b>74%</b>
Do not recognize/ No answer	8%	7%	4%	3%



# The Democratic Party

*By MIAMI-DADE REGION*

	<b>NW Miami-Dade</b>	<b>NE Miami-Dade</b>	<b>South Miami-Dade</b>
Favorable	29%	48%	36%
Unfavorable	65%	47%	59%
Do not recognize/ No answer	6%	5%	3%





# The Democratic Party

**By ETHNICITY**

	Cuban	Non-Cuban
Favorable	23%	52%
Unfavorable	71%	43%
Do not recognize/No answer	6%	5%



# The Democratic Party

***BY COUNTRY-BORN***

	US-Born	Foreign-Born
Favorable	50%	31%
Unfavorable	47%	<b>62%</b>
Do not recognize/No answer	3%	7%



# The Democratic Party

**BY PARTY**

	Democrat	Republican	Independent
Favorable	85%	5%	37%
Unfavorable	13%	91%	<b>51%</b>
Do not recognize/ No answer	2%	4%	12%





# Vice President Kamala Harris

Very / Somewhat Favorable

11%

22%

33%

Somewhat / Very Unfavorable

9%

50%

59%

Do not recognize

3%

No answer

5%



# Vice President Kamala Harris

**BY GENDER**

	Male	Female
Favorable	25%	38%
Unfavorable	67%	53%
Do not recognize/No answer	8%	8%





# Vice President Kamala Harris

**By ETHNICITY**

	Cuban	Non-Cuban
Favorable	18%	49%
Unfavorable	75%	41%
Do not recognize/No answer	6%	10%





# Vice President Kamala Harris

***BY COUNTRY-BORN***

	US-Born	Foreign-Born
Favorable	41%	30%
Unfavorable	54%	62%
Do not recognize/No answer	5%	8%



# Vice President Kamala Harris

***BY PARTY***

	Democrat	Republican	Independent
Favorable	80%	4%	30%
Unfavorable	18%	90%	53%
Do not recognize/ No answer	2%	6%	17%





# Former Congresswoman Debbie Mucarsel-Powell

Very / Somewhat Favorable

4%

15%

19%

Somewhat / Very Unfavorable

6%

14%

20%

Do not recognize

51%

No answer

10%





# Former Congresswoman Debbie Mucarsel-Powell

*BY LANGUAGE*

	English	Spanish
Favorable	19%	20%
Unfavorable	22%	18%
Do not recognize/No answer	59%	62%



# Former Congresswoman Debbie Mucarsel-Powell

**By ETHNICITY**

	Cuban	Non-Cuban
Favorable	15%	25%
Unfavorable	23%	16%
Do not recognize/No answer	62%	59%



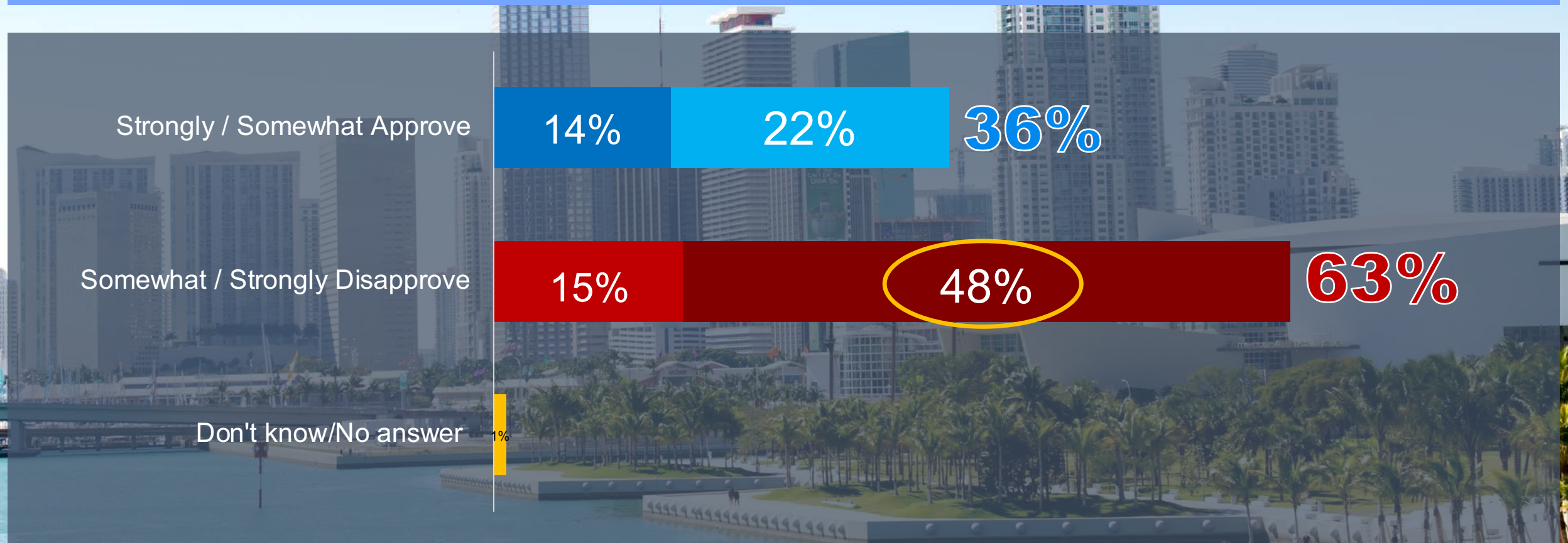
# Former Congresswoman Debbie Mucarsel-Powell

*BY PARTY*

	Democrat	Republican	Independent
Favorable	32%	14%	19%
Unfavorable	10%	26%	19%
Do not recognize/ No answer	58%	60%	62%



# Do you approve or disapprove of the way that Joe Biden is handling his job as President of the United States?



# Do you approve or disapprove of the way that Joe Biden is handling his job as President of the United States?

**BY AGE**

	18-29	30-49	50-64	65+
Approve	38%	41%	34%	25%
Disapprove	58%	56%	66%	72%
Don't know/ No answer	4%	3%	-	3%

# Do you approve or disapprove of the way that Joe Biden is handling his job as President of the United States?

**By ETHNICITY**

	Cuban	Non-Cuban
Approve	24%	48%
Disapprove	75%	49%
Don't know/ No answer	1%	4%



# Do you approve or disapprove of the way that Joe Biden is handling his job as President of the United States?

**BY COUNTRY-BORN**

	US-Born	Foreign-Born
Approve	42%	32%
Disapprove	<b>53%</b>	<b>66%</b>
Don't know/ No answer	5%	2%

# Do you approve or disapprove of the way that Joe Biden is handling his job as President of the United States?

**BY PARTY**

	Democrat	Republican	Independent
Approve	81%	8%	36%
Disapprove	17%	91%	<b>59%</b>
Don't know/ No answer	2%	1%	5%



The background image shows a city skyline with several tall skyscrapers under a clear blue sky. In the foreground, there is a waterfront area with a green lawn, palm trees, and a concrete walkway with spherical bollards. The water is a light blue-green color. A semi-transparent blue rectangle is overlaid on the image, containing the text.

# 2022 GENERAL ELECTION



In the November 2022 general election there will be many candidates on the ballot running for various offices. If the election were being held today and you had to choose between supporting Democratic candidates or Republican candidates – whom would you vote for?

Only / Mostly Republican

27%

24%

51%

Only / Mostly Democrat

16%

15%

31%

GOP +20

A combination of some Democrats  
and some Republicans

14%

Don't know/no answer

4%

In the November 2022 general election there will be many candidates on the ballot running for various offices. If the election were being held today and you had to choose between supporting Democratic candidates or Republican candidates – whom would you vote for?

**By LANGUAGE**

	English	Spanish
Republican	44%	60%
Democrat	38%	22%
Combination of both	14%	14%
Don't know/No answer	4%	4%

In the November 2022 general election there will be many candidates on the ballot running for various offices. If the election were being held today and you had to choose between supporting Democratic candidates or Republican candidates – whom would you vote for?

**By AGE**

	18-29	30-49	50-64	65+
Republican	34%	44%	57%	69%
Democrat	49%	34%	24%	18%
Combination of both	15%	16%	17%	8%
Don't know/No answer	2%	6%	2%	5%



In the November 2022 general election there will be many candidates on the ballot running for various offices. If the election were being held today and you had to choose between supporting Democratic candidates or Republican candidates – whom would you vote for?

**By MIAMI-DADE REGION**

	<b>NW Miami-Dade</b>	<b>NE Miami-Dade</b>	<b>South Miami-Dade</b>
Republican	61%	23%	50%
Democrat	25%	37%	31%
Combination of both	9%	19%	16%
Don't know/No answer	5%	4%	3%

In the November 2022 general election there will be many candidates on the ballot running for various offices. If the election were being held today and you had to choose between supporting Democratic candidates or Republican candidates – whom would you vote for?

**By ETHNICITY**

	Cuban	Non-Cuban
Republican	69%	31%
Democrat	18%	45%
Combination of both	10%	19%
Don't know/No answer	3%	5%

In the November 2022 general election there will be many candidates on the ballot running for various offices. If the election were being held today and you had to choose between supporting Democratic candidates or Republican candidates – whom would you vote for?

***By COUNTRY-BORN***

	<b>US-Born</b>	<b>Foreign-Born</b>
Republican	36%	57%
Democrat	49%	24%
Combination of both	14%	14%
Don't know/No answer	1%	5%



On the November ballot voters in Florida will be choosing who will be one of the United States Senators from Florida for the next 6 years. If that election were being held today and you had to choose between Republican Marco Rubio and Democrat Val Demings – whom would you vote for?

59%

RUBIO +29


30%

2%

9%



Marco Rubio – Republican



Val Demings – Democrat

I wouldn't vote in this race

Don't know/no answer

On the November ballot voters in Florida will be choosing who will be one of the United States Senators from Florida for the next 6 years. If that election were being held today and you had to choose between Republican Marco Rubio and Democrat Val Demings – whom would you vote for?

**By ETHNICITY**

	Cuban	Non-Cuban
Marco Rubio	76%	40%
Val Demings	17%	43%
I wouldn't vote in this race	1%	4%
Don't know/No answer	6%	13%

On the November ballot voters in Florida will be choosing who will be one of the United States Senators from Florida for the next 6 years. If that election were being held today and you had to choose between Republican Marco Rubio and Democrat Val Demings – whom would you vote for?

**BY COUNTRY-BORN**

	US-Born	Foreign-Born
Marco Rubio	49%	63%
Val Demings	45%	23%
I wouldn't vote in this race	-	3%
Don't know/No answer	5%	11%



On the November ballot voters in Florida will be choosing who will be one of the United States Senators from Florida for the next 6 years. If that election were being held today and you had to choose between Republican Marco Rubio and Democrat Val Demings – whom would you vote for?

**BY PARTY**

	Democrat	Republican	Independent
Marco Rubio	14%	94%	51%
Val Demings	73%	1%	29%
I wouldn't vote in this race	5%	1%	2%
Don't know/No answer	8%	5%	18%

Are you certain of your choice of candidate for United States Senator for the State of Florida or could you still potentially change your mind before you actually vote later this year?

67%

28%

3%

Certain of choice

Could change mind

Don't Know/No Answer



On the November ballot voters in Florida will be choosing who will be Governor of Florida for the next 4 years. If that election were being held today and you had to choose between Republican Ron DeSantis and Democrat Charlie Crist – whom would you vote for?

60%



Ron Desantis – Republican

DESANTIS +30

30%



Charlie Crist – Democrat

3%

I wouldn't vote in this race

7%

Don't know/no answer



On the November ballot voters in Florida will be choosing who will be Governor of Florida for the next 4 years. If that election were being held today and you had to choose between Republican Ron DeSantis and Democrat Charlie Crist – whom would you vote for?

**By ETHNICITY**

	Cuban	Non-Cuban
Ron DeSantis	69%	49%
Charlie Crist	21%	40%
I wouldn't vote in this race	2%	3%
Don't know/No answer	7%	8%

On the November ballot voters in Florida will be choosing who will be Governor of Florida for the next 4 years. If that election were being held today and you had to choose between Republican Ron DeSantis and Democrat Charlie Crist – whom would you vote for?

***BY COUNTRY-BORN***

	<b>US-Born</b>	<b>Foreign-Born</b>
Ron DeSantis	40%	67%
Charlie Crist	49%	23%
I wouldn't vote in this race	1%	3%
Don't know/No answer	10%	7%

On the November ballot voters in Florida will be choosing who will be Governor of Florida for the next 4 years. If that election were being held today and you had to choose between Republican Ron DeSantis and Democrat Charlie Crist – whom would you vote for?

**By PARTY**

	Democrat	Republican	Independent
Ron DeSantis	7%	94%	50%
Charlie Crist	81%	5%	30%
I wouldn't vote in this race	4%	-	5%
Don't know/No answer	7%	2%	15%



Are you certain of your choice of candidate for Governor of the State of Florida or could you still potentially change your mind before you actually vote later this year?

68%

Certain of choice


29%

Could change mind

3%

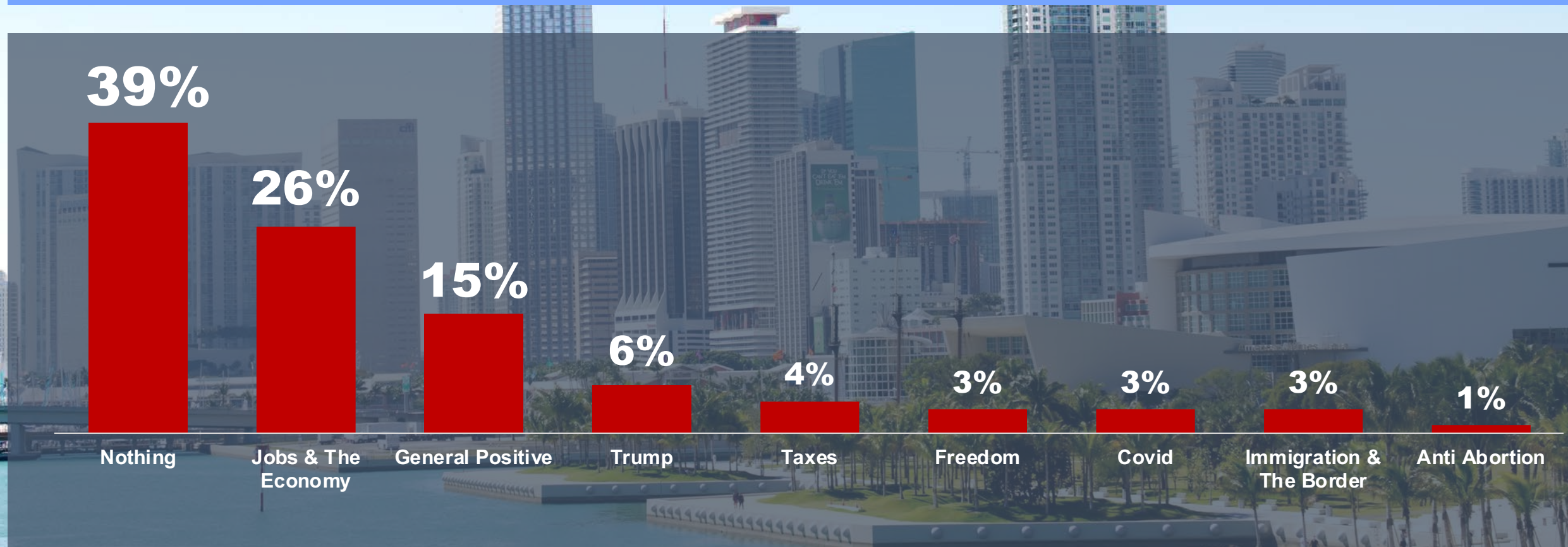
Don't Know/No Answer

In the last 10 years what, if anything, is the single most important thing the **Democratic Party** has done that has had a positive impact on your life?





In the last 10 years what, if anything, is the single most important thing the **Republican Party** has done that has had a positive impact on your life?





Here in Florida, The Republican Party has occupied the governor's office and maintained majority control of both the Florida State House of Representatives and the Florida State Senate for the past 25 years. In your opinion, under Republican control have things in the State of Florida gotten better, gotten worse or stayed about the same?

Much / Somewhat Better

32%

21%

53%

Somewhat / Much worse

11%

14%

25%

Stayed the same

20%

Don't know/No answer

2%

Here in Florida, The Republican Party has occupied the governor's office and maintained majority control of both the Florida State House of Representatives and the Florida State Senate for the past 25 years. In your opinion, under Republican control have things in the State of Florida gotten better, gotten worse or stayed about the same?

**BY LANGUAGE**

	English	Spanish
Better	48%	59%
Worse	31%	17%
Stayed the same	18%	21%
Don't know/No answer	3%	3%

Here in Florida, The Republican Party has occupied the governor's office and maintained majority control of both the Florida State House of Representatives and the Florida State Senate for the past 25 years. In your opinion, under Republican control have things in the State of Florida gotten better, gotten worse or stayed about the same?

**BY ETHNICITY**

	Cuban	Non-Cuban
Better	62%	41%
Worse	17%	34%
Stayed the same	18%	21%
Don't know/No answer	4%	2%



Here in Florida, The Republican Party has occupied the governor's office and maintained majority control of both the Florida State House of Representatives and the Florida State Senate for the past 25 years. In your opinion, under Republican control have things in the State of Florida gotten better, gotten worse or stayed about the same?

**BY COUNTRY-BORN**

	US-Born	Foreign-Born
Better	42%	58%
Worse	36%	19%
Stayed the same	19%	20%
Don't know/No answer	3%	3%

Here in Florida, The Republican Party has occupied the governor's office and maintained majority control of both the Florida State House of Representatives and the Florida State Senate for the past 25 years. In your opinion, under Republican control have things in the State of Florida gotten better, gotten worse or stayed about the same?

**BY PARTY**

	<b>Democrat</b>	<b>Republican</b>	<b>Independent</b>
Better	20%	76%	46%
Worse	53%	4%	31%
Stayed the same	25%	16%	20%
Don't know/No answer	2%	4%	3%

# MESSAGE TESTING



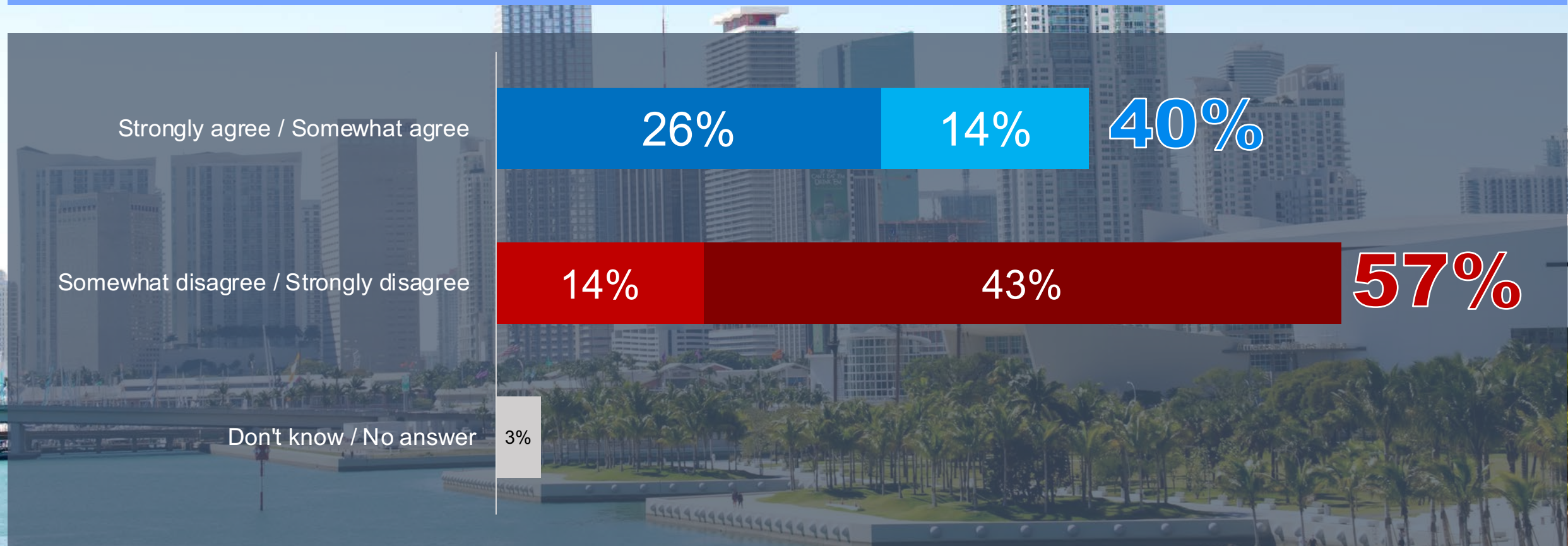


## MESSAGE 1:

*The Republicans are the party of Trump. They reject science and facts that don't agree with their agenda, don't abide by the rule of law, have no real plan to govern, are stirring up social and racial divisions in this country and are willing to change election laws to gain power even if it means ending our democracy.*



# Do you agree or disagree with the statement?



# Do you agree or disagree with the statement?

**BY LANGUAGE**

	English	Spanish
Agree	45%	30%
Disagree	51%	65%
Don't know/No answer	4%	5%



# Do you agree or disagree with the statement?

**By AGE**

	18-29	30-49	50-64	65+
Agree	51%	44%	38%	25%
Disagree	44%	51%	58%	72%
Don't know/No answer	5%	5%	4%	3%

# Do you agree or disagree with the statement?

**BY ETHNICITY**

	Cuban	Non-Cuban
Agree	37%	43%
Disagree	60%	52%
Don't know/No answer	3%	5%

# Do you agree or disagree with the statement?

**BY PARTY**

	<b>Democrat</b>	<b>Republican</b>	<b>Independent</b>
Agree	67%	21%	40%
Disagree	29%	76%	55%
Don't know/No answer	4%	3%	5%



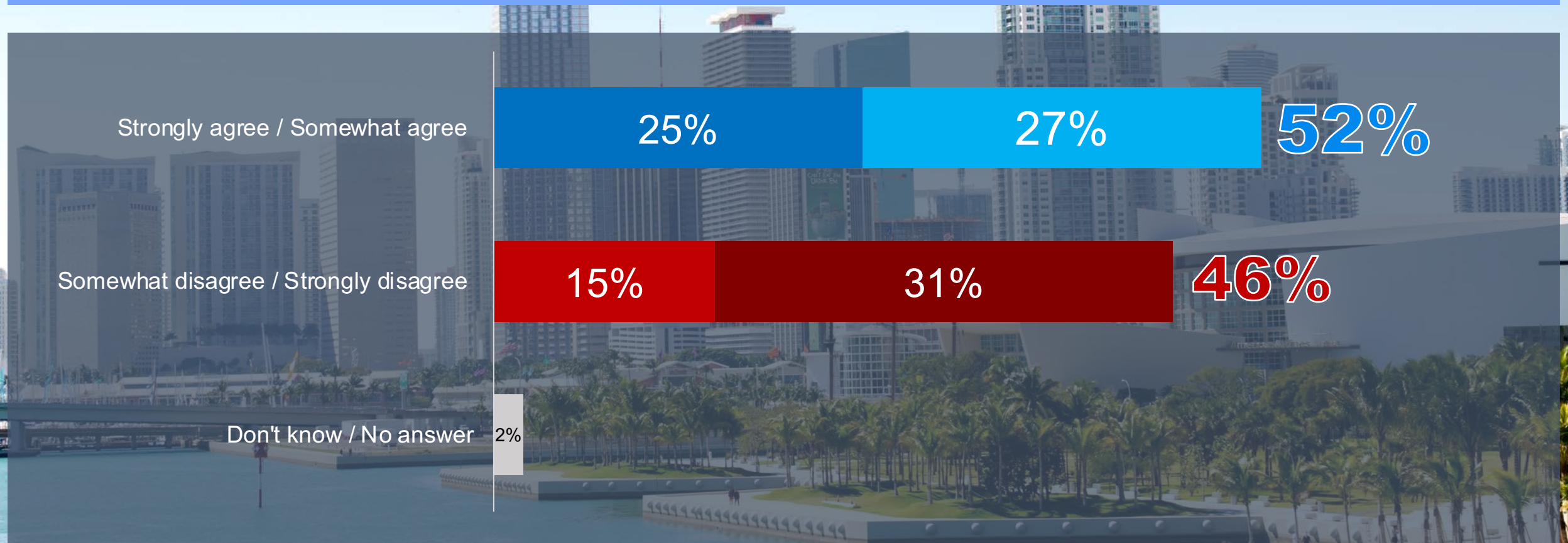
The background of the slide features a vibrant cityscape under a clear blue sky. In the foreground, a body of water reflects the light, with a modern waterfront park featuring palm trees and a walkway. In the background, a dense urban skyline with various skyscrapers is visible. A semi-transparent blue rectangle is overlaid on the center of the image, containing the text.

## *MESSAGE 2:*

*The Democrats are the party that works to provide opportunity to every American, expand access to healthcare, protects worker rights, promotes public education and defends the Hispanic community.*



# Do you agree or disagree with the statement?



# Do you agree or disagree with the statement?

**BY GENDER**

	Male	Female
Agree	50%	52%
Disagree	48%	43%
Don't know/No answer	2%	5%



# Do you agree or disagree with the statement?

**BY LANGUAGE**

	English	Spanish
Agree	51%	51%
Disagree	46%	44%
Don't know/No answer	3%	5%

# Do you agree or disagree with the statement?

**By AGE**

	18-29	30-49	50-64	65+
Agree	60%	55%	47%	44%
Disagree	40%	42%	49%	50%
Don't know/No answer	-	3%	4%	6%

# Do you agree or disagree with the statement?

**BY ETHNICITY**


	Cuban	Non-Cuban
Agree	42%	62%
Disagree	55%	35%
Don't know/No answer	3%	3%



# Do you agree or disagree with the statement?

**BY PARTY**

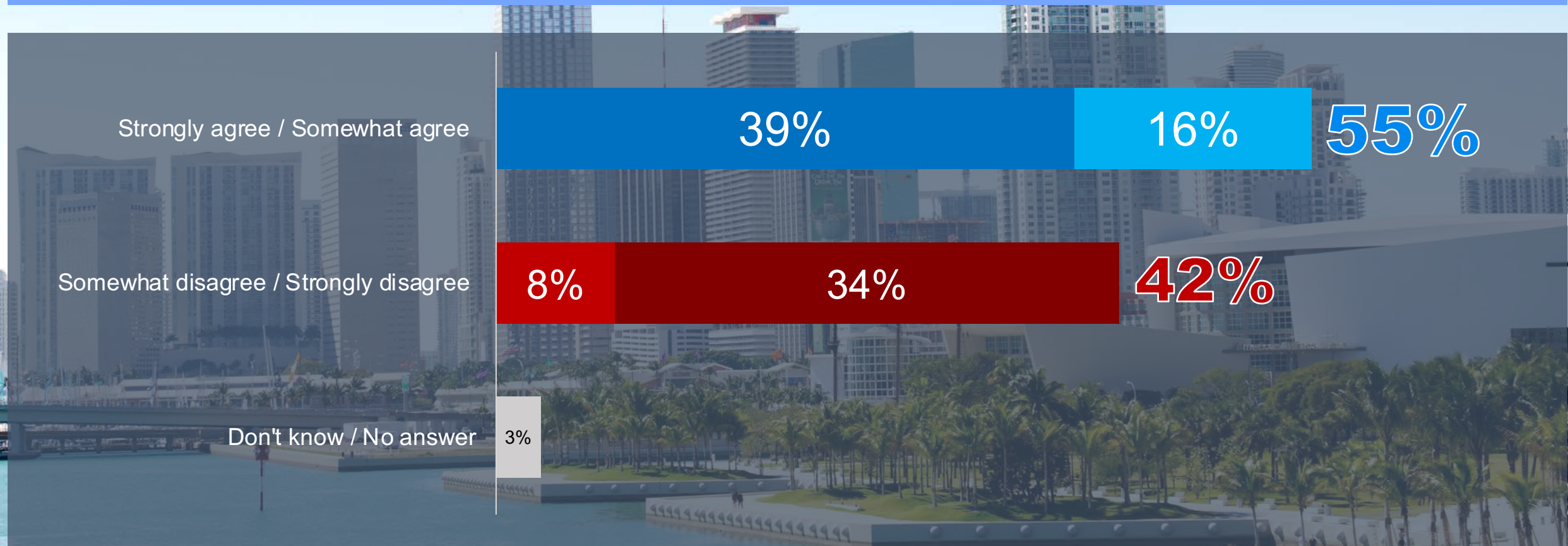
	<b>Democrat</b>	<b>Republican</b>	<b>Independent</b>
Agree	91%	21%	61%
Disagree	8%	75%	35%
Don't know/No answer	1%	4%	4%



*MESSAGE 3:  
The Democrats are the party of  
socialism, who sympathize with  
communist regimes, are always raising  
taxes and whose policies will lead to the  
ending of our freedoms and democracy.*



# Do you agree or disagree with the statement?





# Do you agree or disagree with the statement?

**BY LANGUAGE**

	English	Spanish
Agree	51%	60%
Disagree	45%	37%
Don't know/No answer	4%	3%

# Do you agree or disagree with the statement?

**By AGE**

	18-29	30-49	50-64	65+
Agree	40%	54%	60%	61%
Disagree	57%	41%	36%	36%
Don't know/No answer	3%	5%	4%	3%

# Do you agree or disagree with the statement?

**By ETHNICITY**


	Cuban	Non-Cuban
Agree	65%	43%
Disagree	32%	52%
Don't know/No answer	3%	5%



# Do you agree or disagree with the statement?

**BY PARTY**

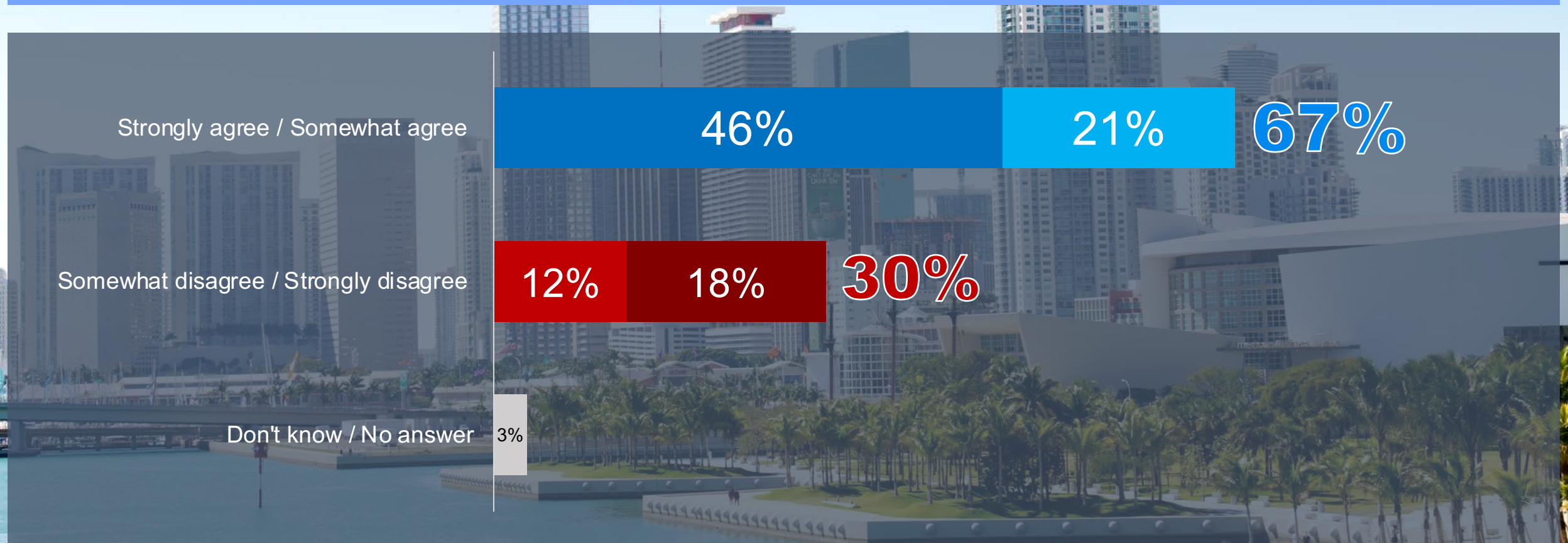
	<b>Democrat</b>	<b>Republican</b>	<b>Independent</b>
Agree	19%	81%	47%
Disagree	77%	16%	48%
Don't know/No answer	4%	3%	5%

The background of the image is a vibrant, clear-day photograph of a coastal city. In the foreground, there's a body of water with a small, landscaped island or peninsula featuring a row of palm trees and a concrete walkway. The middle ground shows a dense urban skyline with various high-rise buildings. The sky is a clear, bright blue. A semi-transparent blue rectangular box is overlaid on the center of the image, containing the text.

*MESSAGE 4:  
The Republicans are the party that  
prioritizes freedom and protecting  
individual liberty and who fight to limit  
the role of big government from  
unnecessarily interfering in our lives.*



# Do you agree or disagree with the statement?





# Do you agree or disagree with the statement?

**BY LANGUAGE**

	English	Spanish
Agree	59%	79%
Disagree	38%	18%
Don't know/No answer	3%	3%

# Do you agree or disagree with the statement?

**By Age**

	18-29	30-49	50-64	65+
Agree	58%	59%	72%	79%
Disagree	39%	37%	26%	18%
Don't know/No answer	3%	4%	2%	3%

# Do you agree or disagree with the statement?

**BY ETHNICITY**

	Cuban	Non-Cuban
Agree	74%	57%
Disagree	23%	40%
Don't know/No answer	3%	3%



# Do you agree or disagree with the statement?

**BY PARTY**

	<b>Democrat</b>	<b>Republican</b>	<b>Independent</b>
Agree	30%	91%	63%
Disagree	67%	8%	31%
Don't know/No answer	3%	1%	6%

# GENERIC CANDIDATE MESSAGE TESTING



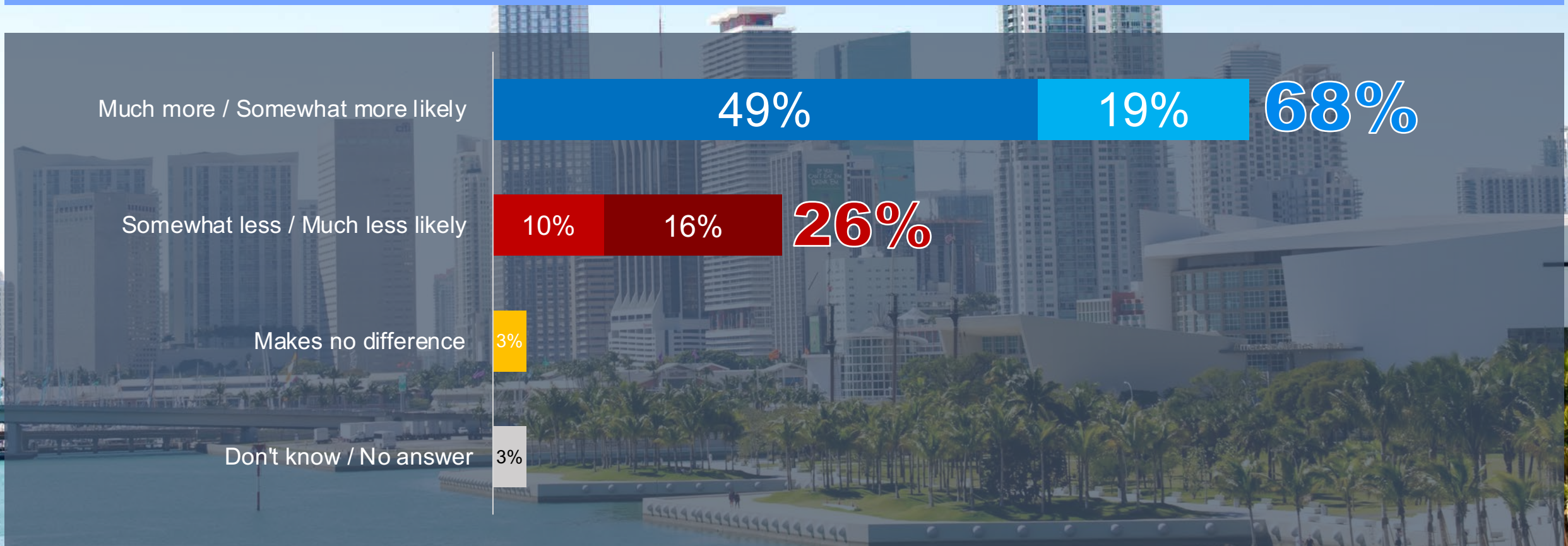


## MESSAGE 1:

*A candidate who will make America Great by getting inflation under control by cutting the out-of-control government spending, getting people back to work, cracking down on violent crime, is against the teaching of Critical Race Theory, and will secure the southern border with Mexico.*



# Will a person with this profile make you more likely to vote for them or less likely to vote for them?



# Will a person with this profile make you more likely to vote for them or less likely to vote for them?

**BY GENDER**

	Male	Female
More likely	72%	64%
Less likely	22%	28%
Makes no difference	6%	7%

# Will a person with this profile make you more likely to vote for them or less likely to vote for them?

**BY LANGUAGE**

	English	Spanish
More likely	59%	80%
Less likely	32%	17%
Makes no difference	9%	3%



# Will a person with this profile make you more likely to vote for them or less likely to vote for them?

**By AGE**

	18-29	30-49	50-64	65+
More likely	51%	62%	75%	79%
Less likely	47%	27%	19%	14%
Makes no difference	-	5%	4%	2%

# Will a person with this profile make you more likely to vote for them or less likely to vote for them?

**BY ETHNICITY**

	Cuban	Non-Cuban
More likely	76%	58%
Less likely	20%	33%
Makes no difference	2%	5%

# Will a person with this profile make you more likely to vote for them or less likely to vote for them?

**BY PARTY**

	Democrat	Republican	Independent
More likely	36%	91%	68%
Less likely	61%	8%	27%
Makes no difference	3%	1%	5%



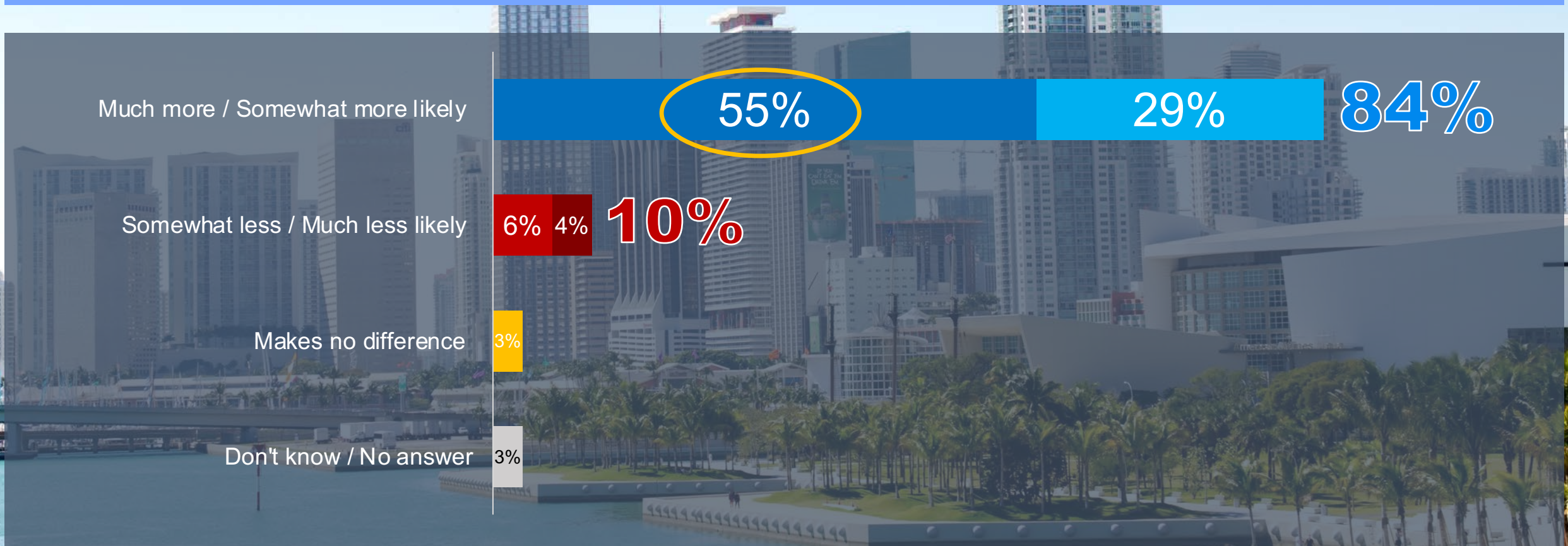
The background image shows a city skyline with several tall buildings under a clear blue sky. In the foreground, there is a body of water and a waterfront park area with palm trees and a walkway. A semi-transparent blue rectangle is overlaid on the image, containing the text.

## *MESSAGE 2:*

*A candidate who is For the People and delivered on building a stronger America by investing in infrastructure and families, creating millions of middle-class jobs, cracking down on corruption, and defending democracy and freedom.*



# Will a person with this profile make you more likely to vote for them or less likely to vote for them?



# Will a person with this profile make you more likely to vote for them or less likely to vote for them?

**BY GENDER**

	Male	Female
More likely	83%	82%
Less likely	9%	10%
Makes no difference	3%	3%



# Will a person with this profile make you more likely to vote for them or less likely to vote for them?

**By AGE**

	18-29	30-49	50-64	65+
More likely	82%	79%	86%	87%
Less likely	15%	12%	7%	5%
Makes no difference	3%	5%	2%	2%

# Will a person with this profile make you more likely to vote for them or less likely to vote for them?

**BY ETHNICITY**

	Cuban	Non-Cuban
More likely	87%	78%
Less likely	7%	12%
Makes no difference	2%	5%

# Will a person with this profile make you more likely to vote for them or less likely to vote for them?

**BY PARTY**

	Democrat	Republican	Independent
More likely	83%	86%	80%
Less likely	11%	8%	9%
Makes no difference	3%	2%	5%



Now that you have heard these two profiles of potential candidates running for office in November, which of them would you be most likely to vote for – *A candidate who is For the People and delivered on building a stronger America by investing in infrastructure and families, creating millions of middle-class jobs, cracking down on corruption, and defending democracy and freedom* OR *A candidate who will make America Great by getting inflation under control by cutting the out-of-control government spending, getting people back to work, cracking down on violent crime, is against the teaching of Critical Race Theory, and will secure the southern border with Mexico*

47%

43%

10%

A candidate who will Make America Great

A candidate who is For The People

Don't know/no answer

Now that you have heard these two profiles of potential candidates running for office in November, which of them would you be most likely to vote for – A candidate who is For the People and delivered on building a stronger America by investing in infrastructure and families, creating millions of middle-class jobs, cracking down on corruption, and defending democracy and freedom OR A candidate who will make America Great by getting inflation under control by cutting the out-of-control government spending, getting people back to work, cracking down on violent crime, is against the teaching of Critical Race Theory, and will secure the southern border with Mexico

**BY GENDER**

	Male	Female
Candidate that will Make America Great	51%	44%
Candidate who is For The People	37%	46%
Don't know/No answer	12%	10%

Now that you have heard these two profiles of potential candidates running for office in November, which of them would you be most likely to vote for – A candidate who is For the People and delivered on building a stronger America by investing in infrastructure and families, creating millions of middle-class jobs, cracking down on corruption, and defending democracy and freedom OR A candidate who will make America Great by getting inflation under control by cutting the out-of-control government spending, getting people back to work, cracking down on violent crime, is against the teaching of Critical Race Theory, and will secure the southern border with Mexico

**By LANGUAGE**

	English	Spanish
Candidate that will Make America Great	43%	52%
Candidate who is For The People	46%	37%
Don't know/No answer	11%	11%



Now that you have heard these two profiles of potential candidates running for office in November, which of them would you be most likely to vote for – A candidate who is For the People and delivered on building a stronger America by investing in infrastructure and families, creating millions of middle-class jobs, cracking down on corruption, and defending democracy and freedom OR A candidate who will make America Great by getting inflation under control by cutting the out-of-control government spending, getting people back to work, cracking down on violent crime, is against the teaching of Critical Race Theory, and will secure the southern border with Mexico

**By AGE**

	18-29	30-49	50-64	65+
Candidate that will Make America Great	33%	44%	51%	56%
Candidate who is For The People	64%	41%	38%	33%
Don't know/No answer	4%	15%	11%	11%

# Will a person with this profile make you more likely to vote for them or less likely to vote for them?

**By ETHNICITY**

	Cuban	Non-Cuban
Candidate that will Make America Great	58%	34%
Candidate who is For The People	34%	52%
Don't know/No answer	8%	14%

# Will a person with this profile make you more likely to vote for them or less likely to vote for them?

**BY PARTY**

	<b>Democrat</b>	<b>Republican</b>	<b>Independent</b>
Candidate that will Make America Great	12%	72%	39%
Candidate who is For The People	80%	18%	45%
Don't know/No answer	8%	10%	15%



# VOTER MEDIA HABITS



Do you believe that there are local Spanish language media outlets in Miami-Dade County that put out false or misleading information about news, politics and elections?

**58%**

**Yes**

**25%**

**No**

**17%**

**No Answer**



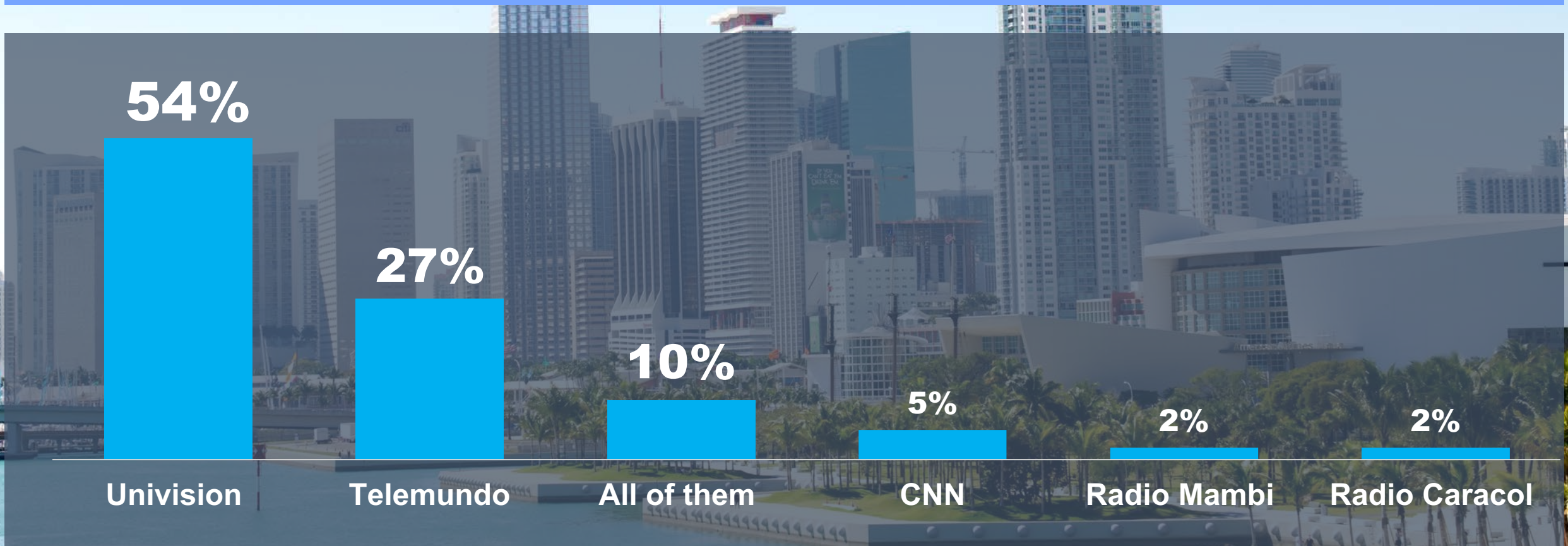
Do you believe that there are local Spanish language media outlets in Miami-Dade County that put out false or misleading information about news, politics and elections?

**By PARTY**

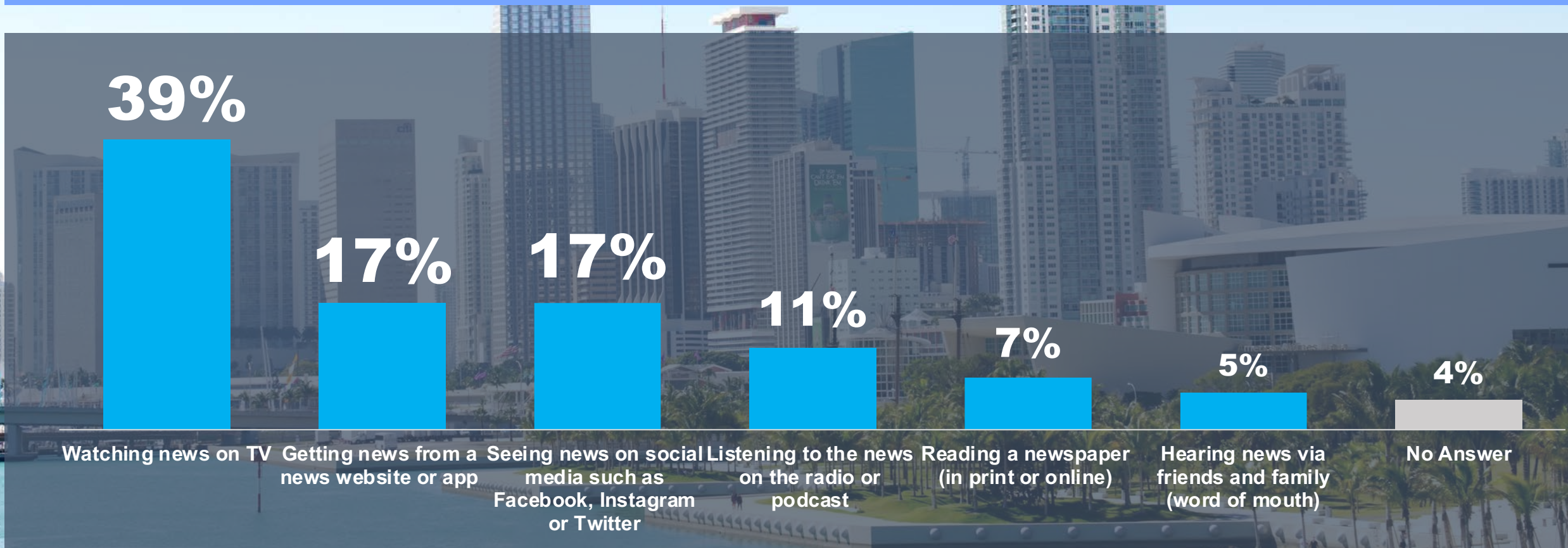
	Democrat	Republican	Independent
Yes	38%	70%	59%
No	42%	18%	19%
No answer	20%	12%	22%



# Which one specifically?

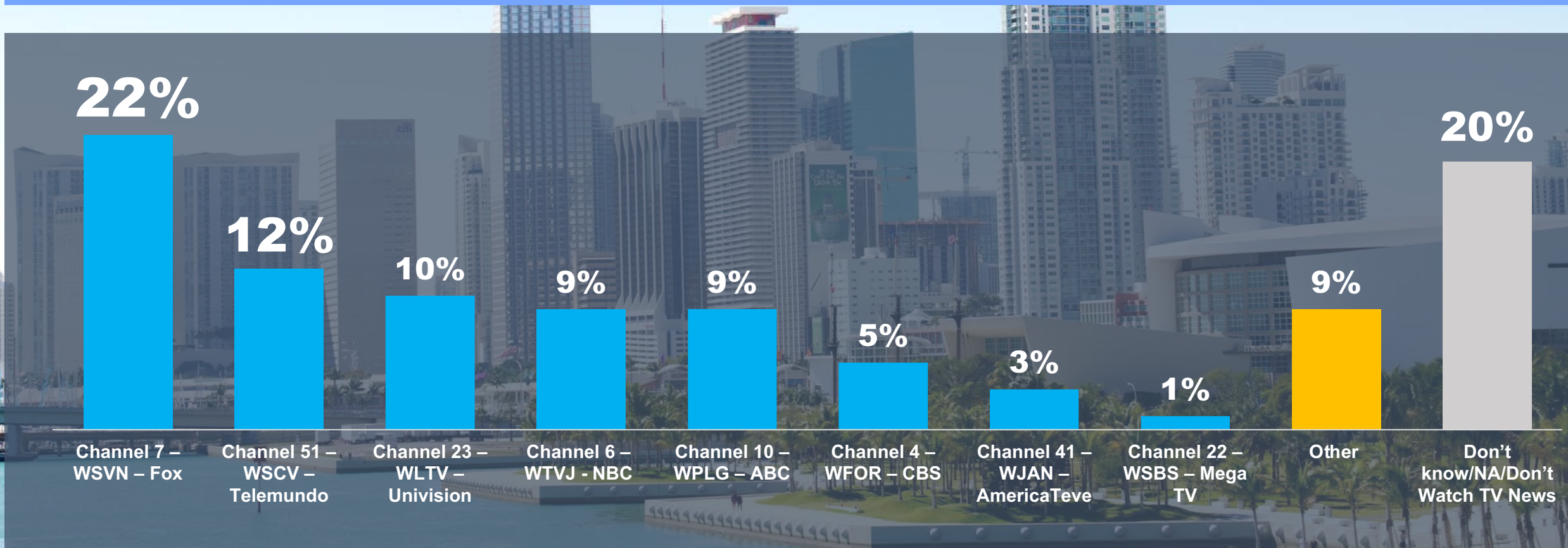


When you think of the past couple of years, which of the following describes how you most often got news or information on current events, politics and elections?



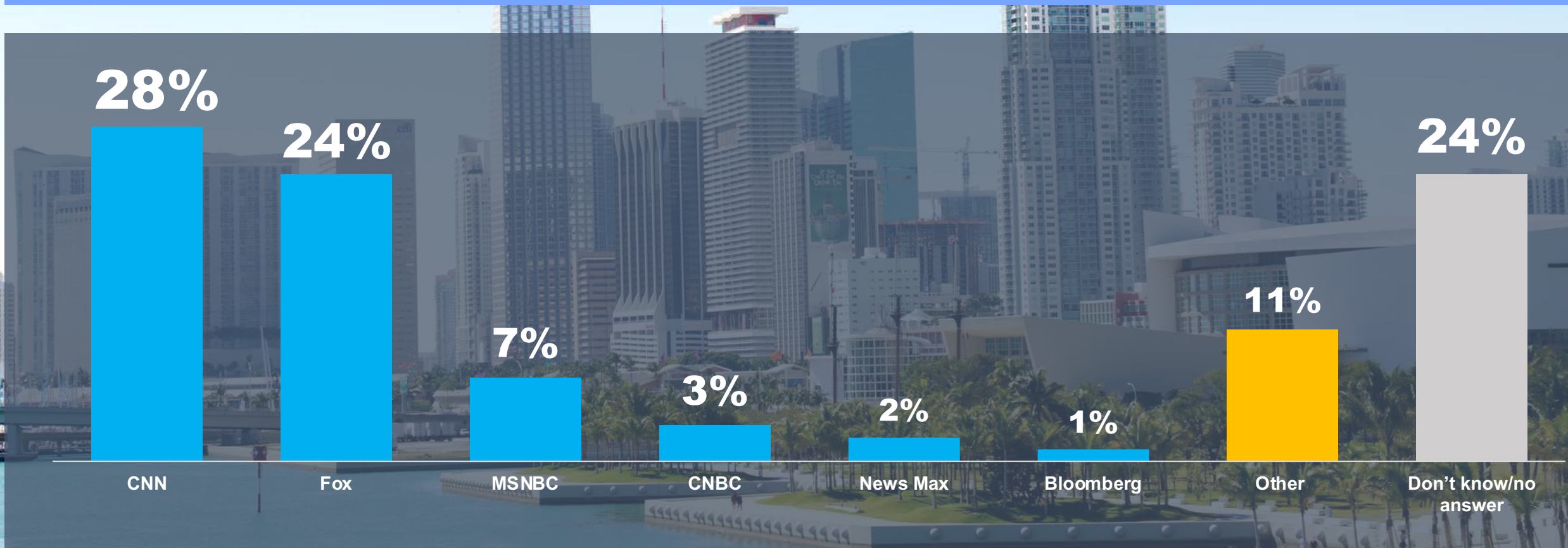


# What is your favorite local news channel?





# What is your favorite cable news channel?



# What is your favorite cable news channel?

**BY PARTY**

	Democrat	Republican	Independent
CNN	56%	13%	25%
FOX News	5%	36%	22%
MSNBC	13%	2%	10%
CNBC	3%	2%	4%
News Max	-	2%	2%
Bloomberg	1%	-	2%
Other	7%	10%	15%
Don't know/No answer	16%	34%	21%



# Do you use social media?

77%



Yes

23%



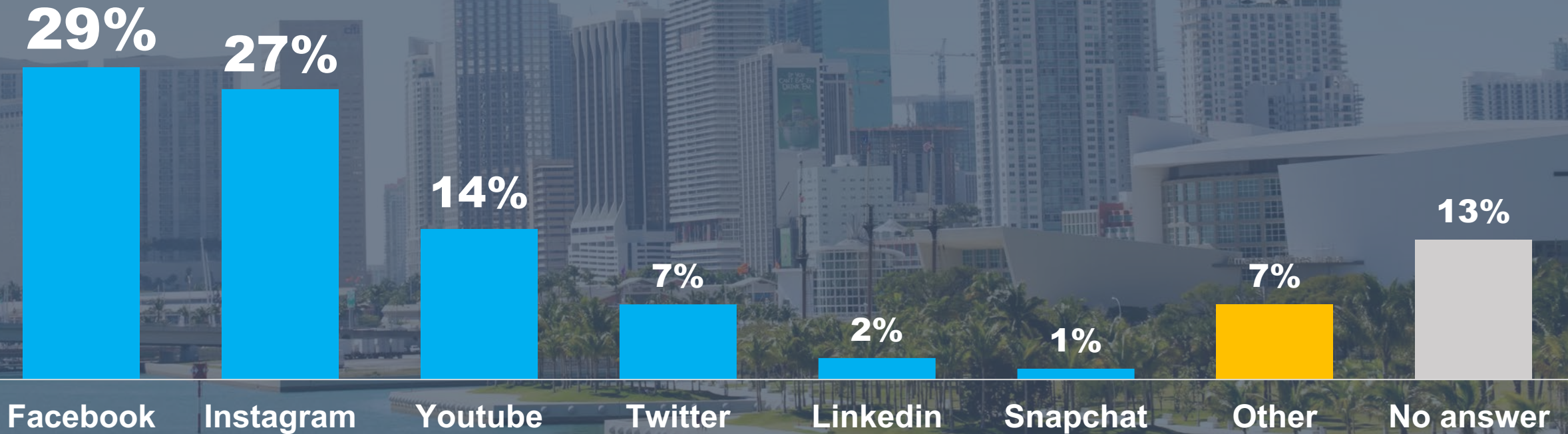
No

0%

No Answer



# Which social media do you use most frequently?



# Which social media do you use most frequently?

**BY GENDER**

	Male	Female
Facebook	31%	28%
Instagram	20%	35%
YouTube	17%	12%
Twitter	9%	3%
Linkedin	3%	1%
Snapchat	-	1%
Other	6%	9%
No answer	15%	9%

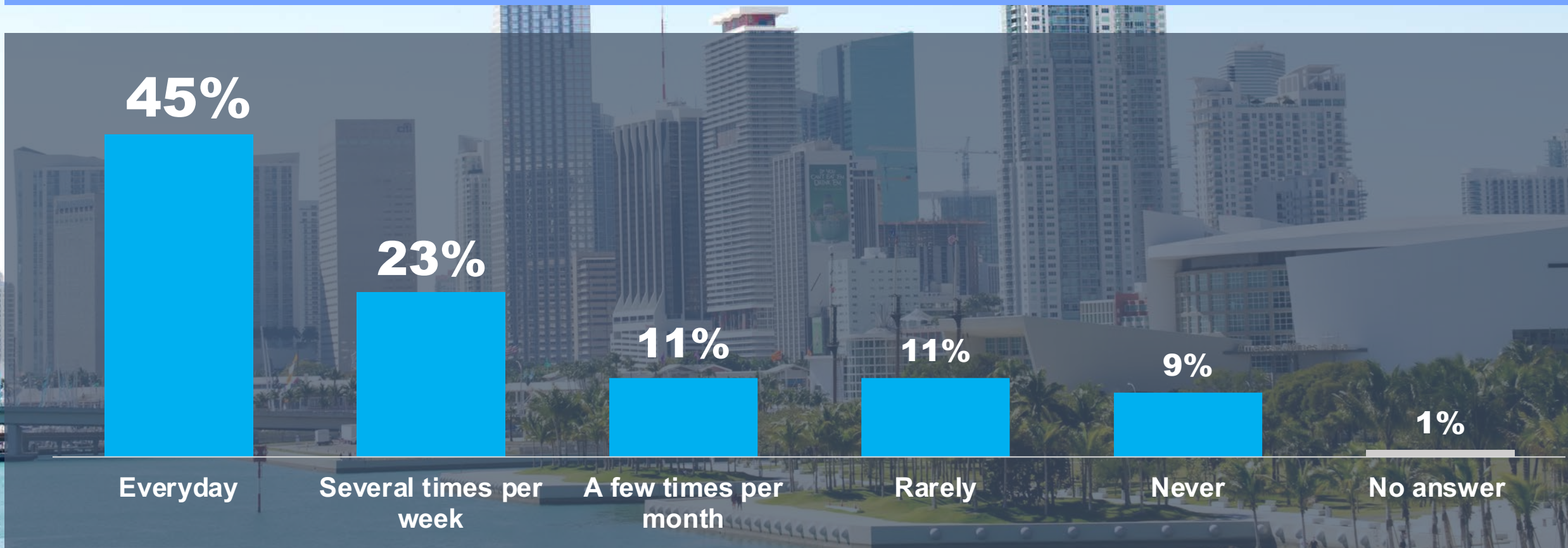
# Which social media do you use most frequently?

**BY LANGUAGE**

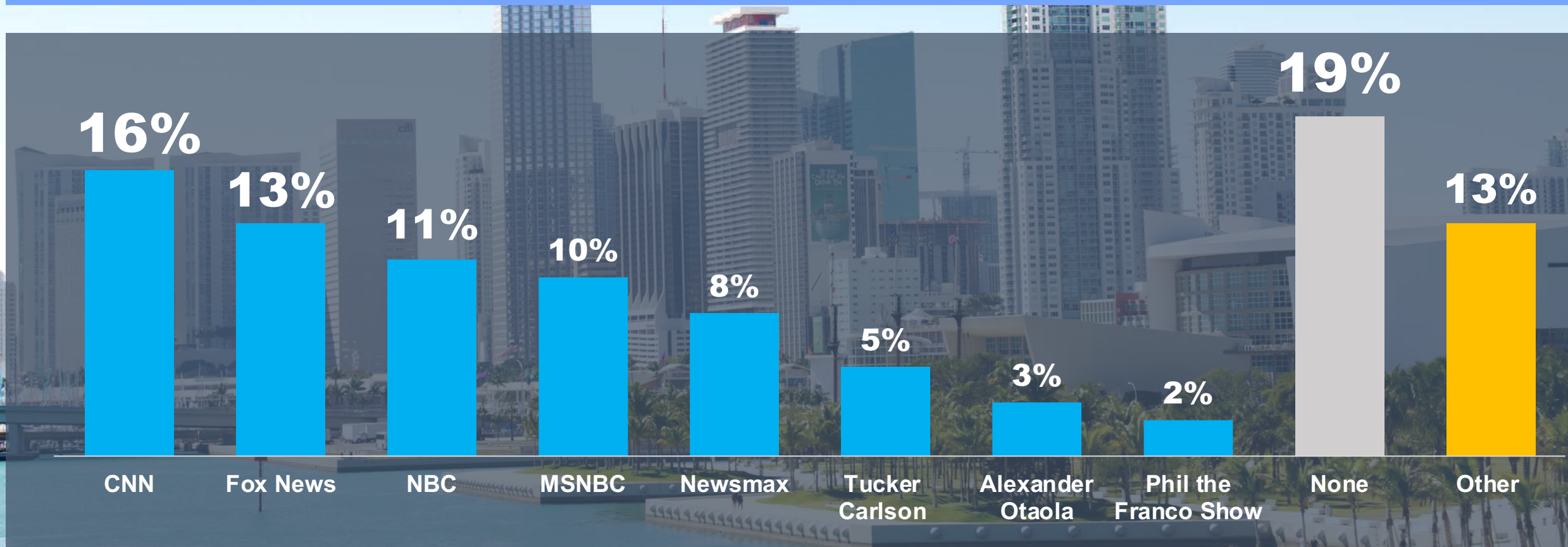
	English	Spanish
Facebook	23%	38%
Instagram	35%	17%
YouTube	15%	13%
Twitter	8%	4%
Linkedin	3%	2%
Snapchat	2%	-
Other	6%	10%
No answer	9%	17%



# How often do you watch YouTube – everyday, several times per week, a few times per month, rarely, or never?



# What, if any, is your favorite YouTube program or channel that covers news, politics and election information?



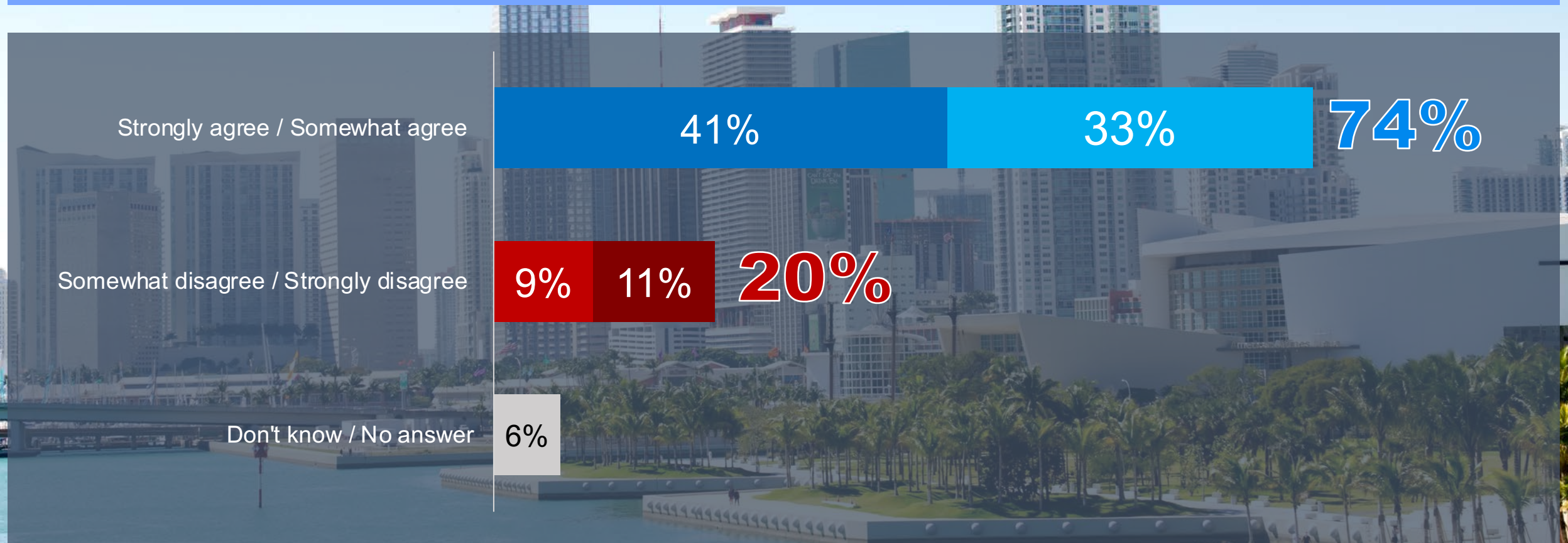


The background image shows a city skyline with several tall skyscrapers under a clear blue sky. In the foreground, there is a waterfront area with a green lawn, many palm trees, and a concrete walkway with spherical bollards. The water is a light blue-green color. A semi-transparent blue rectangle is overlaid on the image, containing the text.

# PROFILE OF CANDIDATE



Do you agree or disagree with the following statement: Given everything that is happening in the world today, I would like to see a viable candidate run for President who is not a career politician but instead has been a leader in the US military, has considerable knowledge and experience in foreign affairs and who is committed to protecting the constitution and preserving American Democracy.



Do you agree or disagree with the following statement: Given everything that is happening in the world today, I would like to see a viable candidate run for President who is not a career politician but instead has been a leader in the US military, has considerable knowledge and experience in foreign affairs and who is committed to protecting the constitution and preserving American Democracy.

**By AGE**

	18-29	30-49	50-64	65+
Agree	58%	72%	76%	86%
Disagree	35%	19%	17%	11%
Don't know/No answer	7%	9%	7%	3%

Do you agree or disagree with the following statement: Given everything that is happening in the world today, I would like to see a viable candidate run for President who is not a career politician but instead has been a leader in the US military, has considerable knowledge and experience in foreign affairs and who is committed to protecting the constitution and preserving American Democracy.

**By ETHNICITY**

	Cuban	Non-Cuban
Agree	78%	69%
Disagree	17%	22%
Don't know/No answer	5%	9%



Do you agree or disagree with the following statement: Given everything that is happening in the world today, I would like to see a viable candidate run for President who is not a career politician but instead has been a leader in the US military, has considerable knowledge and experience in foreign affairs and who is committed to protecting the constitution and preserving American Democracy.

**BY PARTY**

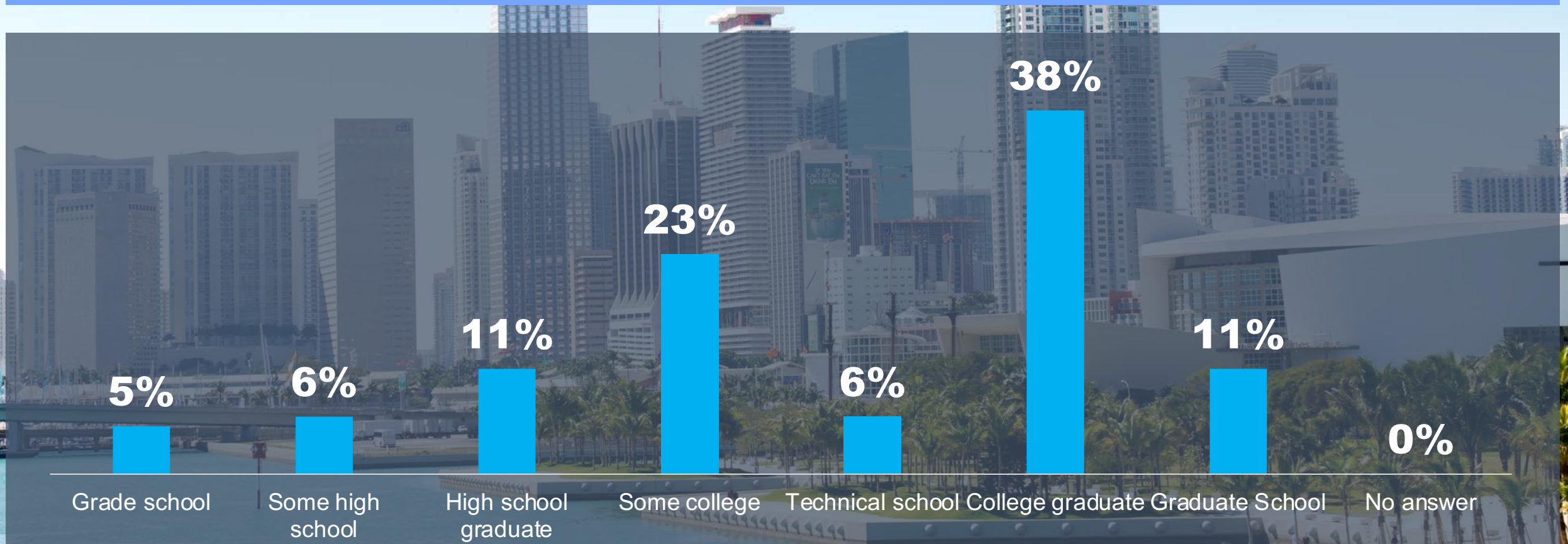
	Democrat	Republican	Independent
Agree	66%	82%	68%
Disagree	29%	12%	22%
Don't know/No answer	5%	6%	10%

# DEMOGRAPHICS

The image features a vibrant city skyline, likely Dubai, with numerous skyscrapers and modern buildings. In the foreground, there is a body of water and a landscaped area with palm trees and a walkway. A semi-transparent blue rectangular overlay covers the central portion of the image, and the word "DEMOGRAPHICS" is written in large, bold, white capital letters across it.

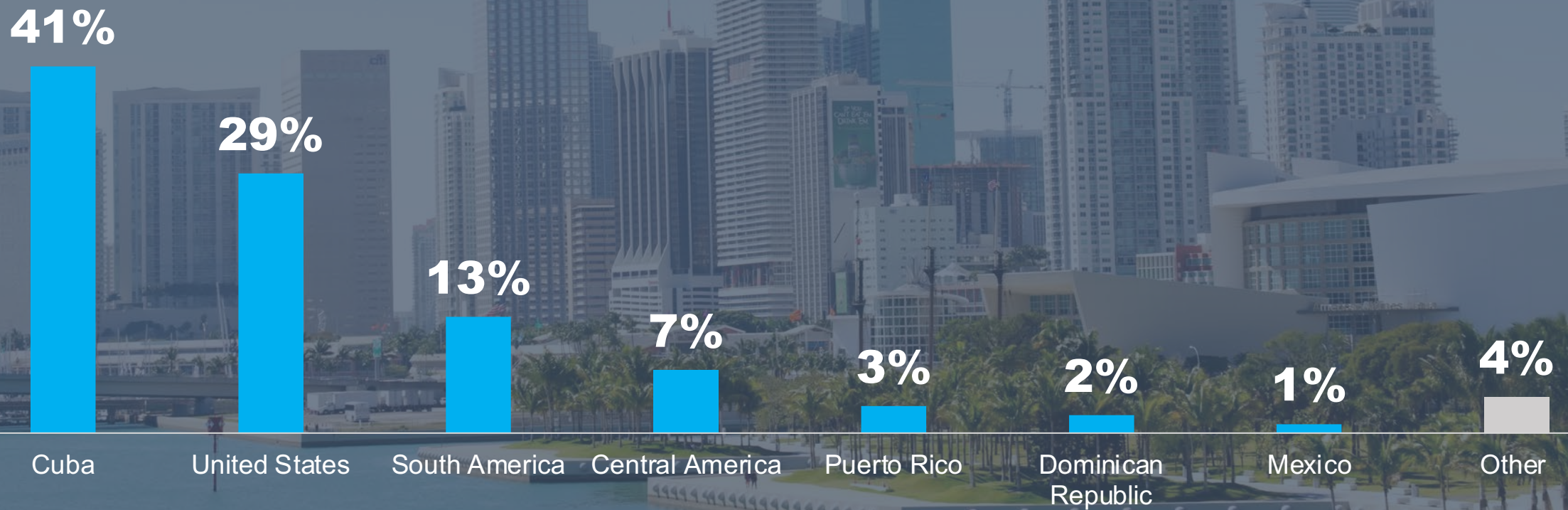


# What is the highest level of education you completed?





# In what country were you born?

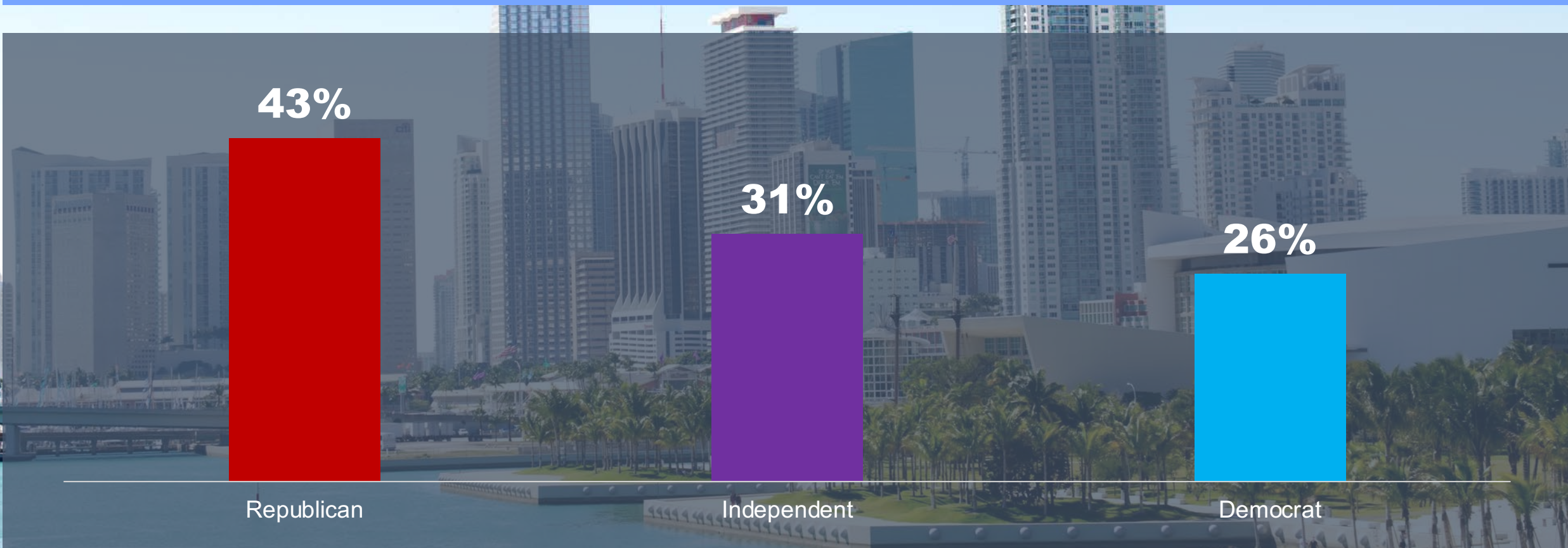


What is your annual household income before taxes – less than \$25,000, between \$25,000 and \$50,000, between \$50,000 and \$75,000, between \$75,000 and \$100,000, or more than \$100,000?



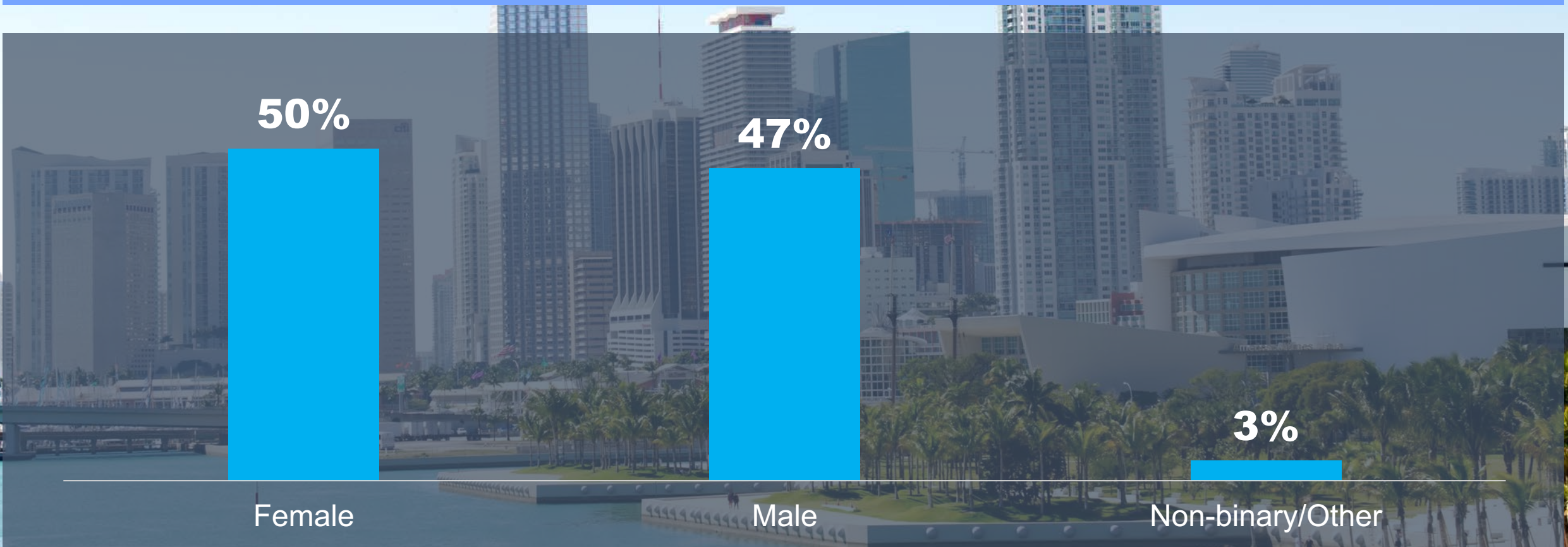


# Do you consider yourself a Democrat, a Republican, or an Independent?

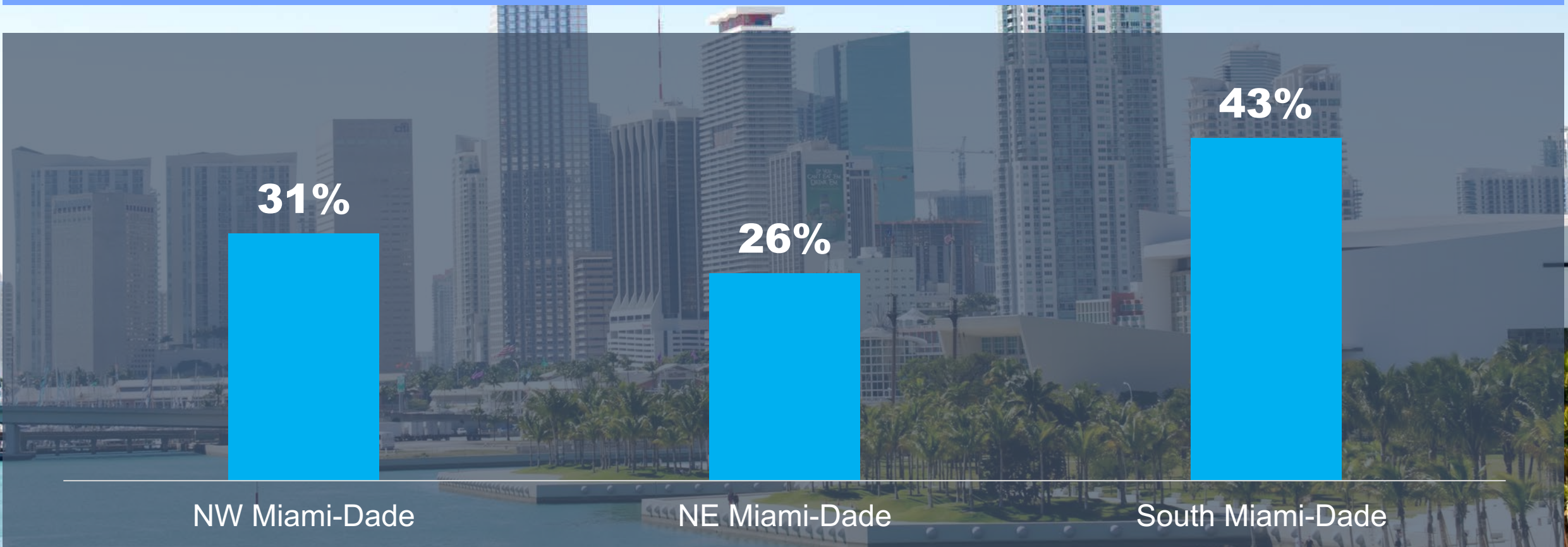




# What is your gender?



# Are of Miami-Dade County





# CONTACT


Bendixen & Amandi International (B&A) is a full-service public opinion research and communications consulting firm. B&A's research capabilities include conducting live operator telephone polling, focus groups, executive interviews, door-to-door interviewing, economic impact studies, hard to reach populations and multilingual research in more than 30 languages. Utilizing research as the core of our work, the firm specializes in providing sound strategic recommendations and developing impactful multi-media communications campaigns through the creation of TV/Radio commercials, digital advertising, direct mail and traditional print advertising. Since our founding in 1984, B&A has had the honor of conducting numerous complex and large scale projects for corporations, NGO's, governmental agencies, and political candidates across the United States and around the world.

***For additional information about the firm please visit [www.BendixenandAmandi.com](http://www.BendixenandAmandi.com) or call us at 305.529.9916***



**BENDIXEN  
& AMANDI**  
INTERNATIONAL

Research | Strategies | Media



**Future  
MAJORITY**

A wide-angle photograph of the Miami skyline, featuring numerous high-rise buildings of various architectural styles. The sky is clear and blue. In the foreground, there's a body of water and some palm trees, suggesting a waterfront view.

# **SURVEY OF HISPANIC LIKELY GENERAL ELECTION VOTERS IN MIAMI-DADE COUNTY**